

# Fishing with Family

Connecting Through Play & Culture



# Attributions

The CHILD Family Kits are a collaborative project under the Cultural Heritage Improves Learning & Development (CHILD) curriculum.

This project was made possible by:

- Alaska Department of Education & Early Development: Pre-Elementary Grant (PEG)
- Office of Elementary & Secondary Education: Alaska Native Education Program

*The contents are those of the author(s) and contributors. They do not necessarily represent the official views of, nor an endorsement by, the U.S. Department of Education, the Alaska Native Education Program, the Alaska Department of Education & Early Development, or the U.S. Government.*



OFFICE OF  
Elementary & Secondary Education

**Beth Hill**  
*Cultural Coordinator*



**Sawyer Hill**  
*Dena'ina, Age 4*



**Tiffany Gifford**  
*Project Coordinator, CSD*



**Brie Wallace**  
*Graphic Design Artist*



**Esther Pepin**  
*Early Learning Coordinator, BBBSD*



**Amber Kresl**  
*Early Learning Coordinator, LPSD*



**Tanya Wimer**  
*Early Learning Coordinator, CSD*




# BRIDGE - Borrow

## Materials:



2 Books



Plush Salmon



Foam Cork Boat


Now is a great time to practice counting skills by making sure all of the materials are in the kit!

## Family Message

Take a stroll and search for the many different types of boats commonly found around your community. Boats come in many shapes & sizes and are used for a variety of purposes. Most often they are used to support generational subsistence and commercial fishing practices that lead to an abundance of food for the community!

This kit includes:

- Books to learn about types of boats and commercial fishing.
- A plush salmon for snuggling while reading together.
- A boat for pretend play.
- BRIDGE cards to explore this topic.



# Enjoy this journey in learning about Fishing with Family!

Story Time




Fishing Activities



Ocean Collage Design



Career Connection



Got 5 minutes? Read a story or choose a short activity. If you have a larger amount of time, spend 20 minutes to complete the Ocean Collage Design activity.

## Scavenger Hunt:

Can you find all five species of salmon hidden throughout this card deck?



Chinook (King)



Coho (Silver)



Sockeye (Red)




Pink (v)



Chum (Dog)

# BRIDGE - Read



## Gillnetter Girls

Author & Illustrator: Mollie Ginther

## Picture Walk

Flip through the pages, without reading words, to highlight the illustrations and ask these guiding questions:

- What do you think this story will be about?
- What do you notice about the characters?
- What types of activities are they doing along their fishing journey?



## Sharing Stories

Find a comfy spot and snuggle up for story time!

## Ask Engaging Questions

Where do you think they are going for their fishing adventure?


What does your family like to do with a fresh catch?

What jobs on the boat would you like to do?

How does Ani help her mother while on the boat?

What kinds of equipment did you notice on their fishing boat?





## Alphabet Boats

Author: Samantha R. Vamos

Illustrator: Ryan O'Rourke



## All Aboard Alliteration


Emphasize the beginning sounds of each word to listen to the alliterations:




Bountiful Barge



Terrific Tugboat









Licensed Lifeboat



Stealthy Submarine

## Buoyant Boats

-  What job does this kind of boat perform?
-  What do you notice about the alphabet letters on this page?
-  Which kinds of boats were large & which were small?
-  What materials are used to make an *umiak*?
-  How do you think this boat moves through the water?
-  Which types of boats have you traveled on before?

### \*Fun Fact!

Buoyant means *able to stay afloat*. Buoyancy changes depending on the type of water in which an object is floating.

### CHILD DEVELOPMENT Phonological Awareness

By listening to words beginning with the same sound, children gain an ability to identify individual sounds and can blend words for emergent reading!

# BRIDGE - Investigate

## Missing Someone

When people go on long fishing journeys during the summers, they are gone for days, weeks, or even months at a time before returning home. The fisherman's work is very hard and consists of long hours each day. Often, while away, their loved ones begin to miss them being around.

Activities to try when you miss someone:



## Honoring Connections


Commercial fishing is a significant aspect of Alaska's economy and history. Every fisherman/woman has a story to share about their experiences and knowledge. When you connect with a local fisherman, discuss how they remain connected with their family while away and the stories they share when they return from the journey.

Visit with a local fisherman and encourage them to:

- Recall a time or memory they had while fishing.
- Share pictures of their vessel and discuss its name.
- Reference the importance of knowing the rules and regulations when commercial fishing to protect future generations of fish.

As children share & discuss feelings, they develop an emotional vocabulary which supports future self-regulation abilities.





# Let's Read It Again!

## Hauling Capacity

How Much Will It Hold?

### Design a Boat:

Create a boat out of found materials. Together, explore a variety of supplies to see which ones will work the best for your design.

### Conduct an Experiment:

Fill your sink, or a tote outside, full of water. Test the hauling capacity of the boat to see how much of a "fishing" load it can handle. Use a variety of small objects such as:



**\*Extra Tip:**  
Count the materials and compare the different sets!



## The 5 Math Areas



### Numbers & Counting

Patterns & Story Problems

Data Analysis & Probability

Measurement & Math Tools

Shapes & Spatial Awareness

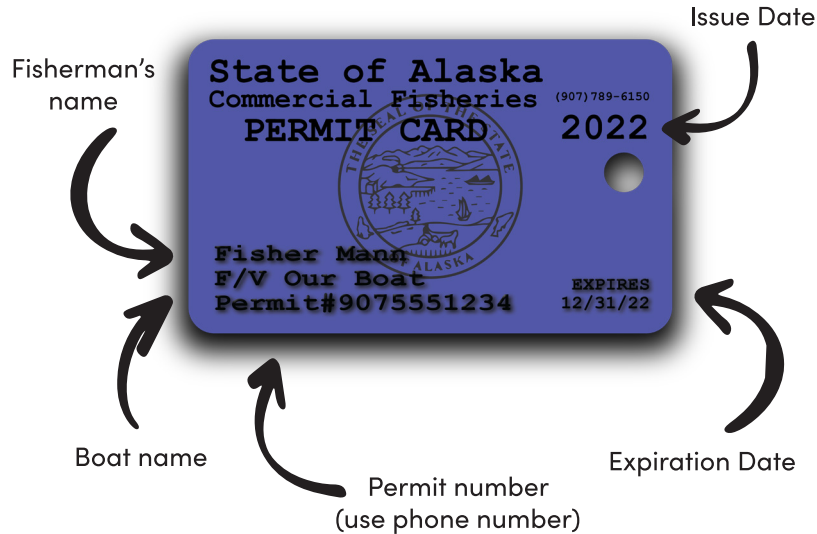
### EARLY MATH SKILL Comparing Quantities

Describing groups of objects while using the terms "more" or "less" develops the skill of estimating, which involves deep reasoning and critical thinking skills.

# Permit Cards

Create an official fishing experience for your little one by making a permit card. Cut a rectangle, about the size of a credit card, out of colored paper or cardboard.

Include the following info:



# Bubble Cork Buoys

Create a bubble mixture of Dawn dish soap and glycerin in a plastic tub or bucket. Use old cork buoys to create bubbles together!



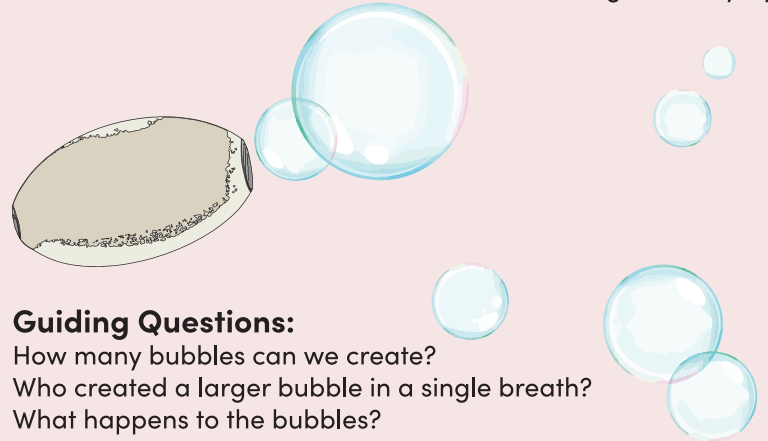
6 cups of water



1 cup dish soap



1/4 cup glycerin  
\*or light corn syrup



## Guiding Questions:

How many bubbles can we create?  
Who created a larger bubble in a single breath?  
What happens to the bubbles?

## \*Extra Tip:

If you don't have cork buoys, what else could you use to make bubbles?

# Catch of the Day

Set up a pretend play scenario for fishing and incorporate the following math concepts:

Count your fish haul.

Use real coins to pay per fish.

Sort your catch by size.

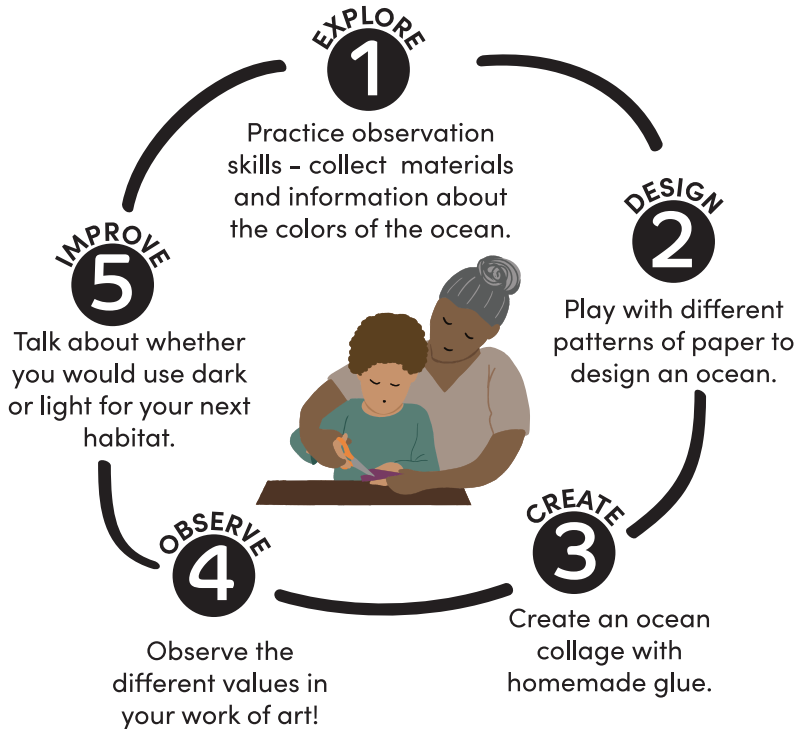
**\*Extra Tip:** Larger fish = More coins!



Use various sizes of wooden blocks or empty smaller boxes for fish, a pillowcase for a net, and a cardboard box for a fishing boat.



# BRIDGE - Design



## O is for Ocean

“When I grow up I want to take pictures under the water in the ocean. I want to catch a seahorse and swim with the whales. Making an ocean picture makes me think about swimming in the ocean.”

See you next time! - Sawyer

...with **STEAM**

# 1 EXPLORE

An ocean is an enormous body of salt water, and is home to a large variety of marine animals.

When the light hits the water, water absorbs the other colors more easily than the blue.



## Science

Oceanographers are scientists who study the ocean. They collect information through observations.

### Collect Materials



- Thin cardboard for surface (to glue on)
- National Geographic magazine, Alaska magazine, or any type of recyclable magazine/book that features ocean scenes or colors
- Tissue paper (blue, green, and/or white) *optional*

Ask your child whether each material is technology?  
Have your child point to **technology** or **not**.



### Guiding Questions:

- Is it found in nature or invented by humans?
- What is it made of? (discuss characteristics)
- How is this tool helpful to humans?

## Technology

Technology is human made instead of natural & is helpful to humans.

## 2 DESIGN

### 1 Cut Collage Pieces

Demonstrate how to cut around objects or simply tear out parts of ocean scenes.



### 2 Glue Down

Have your child glue pieces randomly on the cardboard covering the entire section.




## 3 CREATE

### 3 Mix Up Glue

Mix flour, glue, salt and water.

(Mod Podge would work great as well, if available.)



### 4 Create Collage

Tear bits of colored tissue. Cover sections of the collage with the glue mixture and tissue paper.



# Engineering

### Hang to Dry



Hang your art to dry and discuss all the different values (or hues) of blue that you see in your collage.

## 4 OBSERVE

### Art Focus: Value



Find Light & Dark Colors in Your Art!


Value refers to the lightness or darkness of a color.

Often children are taught just the basic names of colors. However, learning that there is an array of each color makes pictures so much more interesting.

# Art

*Art is the expression of creative skill and imagination.*

## 5 IMPROVE



How many pieces of each *value* did you use?

Next time, would you use more light or dark pieces?

### For More Fun:

Create different habitats (forest, arctic, desert) with your child using the same method. What colors are dominant, or the main focus, in each habitat?

# Math

*How can you improve your design using math?*

# BRIDGE - Grow

## When I Grow Up...

*Commercial Fishermen & Fisherwomen provide food for our communities.*

### What is important to a commercial fishing crew?

#### ★ Job Safety


Commercial fishing crew members wear protective clothing. Captains must keep their boats and equipment clean and in good condition.

#### ★ Teamwork

The fishing crew works together to keep each other safe and catch lots of fish.

#### ★ Practice

They are skilled in boat maintenance and reading the weather. They learn about fish migration patterns and reading charts.



## As I Grow...

*I can be prepared when working on a boat.*

WEAR A LIFE JACKET



USE MAPS AND CHARTS



EXERCISE AND EAT WELL



LEARN ABOUT THE OCEAN



## I can work on a Fishing Vessel!

Being a captain takes hard work and strong muscles. Deckhands need to be skilled in many areas and quick on their feet.




# BRIDGE - Explore


Explore the Language App!



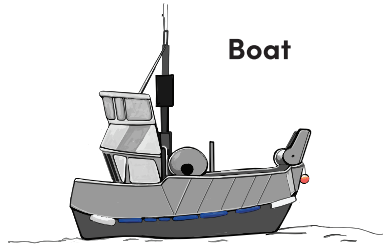
Can you find these words?



Ocean



Sockeye Salmon



Boat

## What to Explore Next?

We hope you have enjoyed this theme! Here are some additional ways you can continue to explore.

Share the Activities You Did Together



Watch Molly of Denali | First Fish



Check Out Another BRIDGE Family Kit



# References

Ginther, M. (2020). *Gillnetter girls*. Orange Hat Publishing.

Vamos, S. (2018). *Alphabet boats*. Charlesbridge.

Alaska Department of Education & Early Development. (2019). *Alaska early learning guidelines*. Retrieved January 30, 2022, from <https://www.alaskaelg.org/>

First Fish: Molly of Denali. Season 1: Episode 4. (2022) PBS Learning Media.  
<https://alaskapublic.pbslearningmedia.org/resource/mod19-soc-firstfish/first-fish-molly-of-denali/>

Reading 101: A Guide for Parents. (2022) Reading Rockets.  
<https://www.readingrockets.org/reading-101-guide-parents/reading-basics#pa>



Cultural Heritage Improves  
Learning & Development

