


BORROW

Baby Bears



Return & Get Another

READ



Baby Bear Counts One
By Ashley Wolff

Book Handling Skill


Count the words on a page while reading together.

Questions for Discussion:

1. What do you think this story will be about?
2. What number comes next for the baby bear to count?
3. Why are the animals gathering things before winter comes?
4. Can we count the snowflakes together?
5. What are some things your family does to prepare for winter?

Extension Activity

Take a walk and see what animals you can count together!



Home: A Peek Through Picture Book
By Britta Teckentrup

Book Handling Skill

Trace from left to right while reading together.

Questions for Discussion:

1. What might the little bear see on his adventure?
2. What are some differences between a beaver's home and a bird's home?
3. What else can we rhyme with light and bright?
4. What do you notice underground?
5. What do you love about your home?

Extension Activity

On your next outing, look for signs of animal homes. How many can you find?



INVESTIGATE

Finding Each Other

Create a special call for you and your child to find each other in the event you were to become separated. A short whistle or yelp can be helpful ways to know that you are looking for one another. Practice this strategy by getting just beyond view; and use your call to guide your child back to you.



Can your child distinguish your special call from other sounds?

Honoring Connections Observing Animal Behaviors

Bear cubs are similar to young children in that they often need to burn off energy. Wrestling and tumbling on the tundra is a great way to play. While they are playing, they also keep an eye on their mamma so they don't get separated. They still depend on her for food. When a mamma bear, or sow, gets separated from her cub she has a special call to let her cubs know they need to find her.



Ask an elder or long-time local to share knowledge about bears in your community.

DESIGN ... a Rattle

Alaskan rattles were often made with bear hide. Teeth and claws were sometimes used inside the rattle to make sound. Rattles were used during traditional celebrations and dances.

Practicing Rhythm
 Explore the musical element of 'Rhythm', the steady pulse or repetitive beat heard throughout a composition.
Can your child sing or play a song while keeping a steady beat?

R is for Rattle
 "A rattle is a thing you shake to make sound. Some rattles are for babies and some rattles are for making music. I liked the long straight balloons to make a rattle."
Dena'ina Artist
 Sawyer Hill, age 4



balloon




stick



sharpie & scissors



beads & string



Step 1: Gather Materials

Push several beads or small objects into the balloon opening, then blow it up to the size you prefer and tie off.

Step 2: Fasten

Tie the balloon tightly to the end of a stick. Shake to listen to the sound your rattle makes.

Step 3: Improve

Tie 2-3 loose strings around the end of the balloon. Have your child string beads on the loose strings and tie tightly. Shake your rattle to hear the clicking of the beads as they brush up against each other.

Step 4: Add Detail

Give your child a marker to draw or decorate their rattle. Use a permanent marker to stick to the rubbery surface of the balloon.

What do you notice about the different sounds inside the balloon?

GROW • Preschool teachers help young students learn.



Anna began working as a preschool teacher to fill a need in her community. She was able to learn on the job with the help of her coworkers, and attends classes and trainings. Preschool teachers are always learning new things to help them teach. Anna knows that it is important to ask for help sometimes, even when you are a teacher!

Anna enjoys watching her students grow and learn. Her favorite part of the day is story time and snack. "Being a preschool teacher has shown me that everyone needs kindness and patience."

How do you practice kindness and patience with those around you?



Anna Gregorieff - Tatilik, AK
Preschool Teacher

Anna works hard to be patient and communicate well with her students. She has a special call to bring her students in from recess, just like a mama bear.

EXPLORE

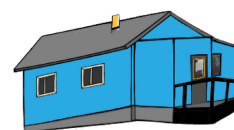
We hope you have enjoyed this kit! Here are some ways you can continue to explore. through learning language.

CHILD:
Alaska Native
Language App



Can you find these words?

house



love for children

