


# BORROW

# Beavers Build



Find & Count



Read Together




Play Together



Count to Clean Up

Return & Get Another

# READ



**Beaver's Song**  
By Stacey Studebaker


**Book Handling Skill**  
Trace the words from left to right while reading the story.

**Tips for Reading Nonfiction:**

1. Read the Pictures
2. Pause on Pages of Interest
3. Play "I Spy" with the Illustrations
4. Read with an Enthusiastic Tone
5. Ask Engaging Questions: Why do you think the other animals are curious about the beaver lodge?

**More Engaging Questions**

How do the beavers prepare the wood they will use for building? What did you find interesting about the beavers?



**Five Busy Beavers**  
By Stella Partheniou Grasso

**Book Handling Skill**  
Count the words on the page together.

**Questions for Discussion:**

1. Emphasize the rhyming words throughout the story!
2. Who comes along to play with the beavers?
3. What do you think comes next?
4. How are they building a dam?
5. Why did the friends surprise the last little beaver?
6. Tell me about a project you had to work really hard to complete.

**Extension Activity**

Gather natural materials, like twigs, pebbles, and mud. Try to build your own dam in a very shallow stream or build a playful scene inside of a cooking dish.



# INVESTIGATE

**Create a Mini Beaver Dam**



**Step 1-** Find a nearby stream.



**Step 2-** Experiment by laying sticks to create your barrier.



**Step 3-** Watch the flow of the water and make adjustments in placement and size of sticks being used.

- Which direction does the water flow?
- How can we make our dam stronger?



## Honoring Connections Observing Animal Behaviors

Beavers do not simply pile up wood randomly. When you observe a beaver in action, you will see how careful they are in creating a house or dam. They thoughtfully select and lay the right stick in the right direction and perfect place.



Describe a task you do that requires precision and thoughtful selection.



# DESIGN... a Box Creature

Different cultures in Alaska create different types of containers, such as a bentwood box, which is typically built of wood, takes a lot of time and skill to make, and has beautiful designs on their boxes.

**How can you use boxes to build or create?**

Balance  
*What colors, sizes and shapes in your piece look balanced?*  
*Do you notice symmetry in your creation?*

**X is in Box**  
"I liked building my robot with my puppy. She was curious about what I made. I liked adding hair. You can change or make whatever you want with boxes!"  
**Dena'ina Artist**  
Sawyer Hill, age 4



empty boxes



tape



glue



markers, crayons, etc.



### Step 1: Gather Boxes

Gather empty boxes from around the house of various sizes.

### Step 2: Plan

Brainstorm with your child about what they want to create.



### Step 3: Open Up

Show your child how to take a box apart. Identify where the seam of the box is. Gently pull away at the ends of the seam. Lay flat.



### Step 4: Rebuild

Fold inside out to rebuild the boxes so they are "clean", with the inside of the box as the exterior.

Tape seams.



### Step 5: Construct

Ask your child where they want each box placed. Try different placement ideas. Use tape to secure together.



### Step 6: Display

Display or interact with your creation.



*What else can you create with boxes?*  
City buildings, families, vehicles, animals, habitats, jewelry, a treasure box...

## GROW

- Construction workers build houses and other structures.

C.J. started his career in construction by helping family members build their cabins, then attended an apprenticeship program. There is a lot of people can learn about construction just by watching videos online.

His eye for detail and perseverance helped him to build his reputation and become a successful business owner. There is a high demand for beginners and skilled construction workers in Alaska. He likes to hire locally whenever possible.

C.J. Works all over Alaska! He must be prepared to work in harsh conditions and find creative solutions to setbacks.



**C.J. Ayers - Fairbanks & Wainwright, AK**  
*Majority Owner, Alaska Rural Construction Services*

Safety is a high priority when working in construction. C.J. wears protective equipment when using power tools.

*What protective equipment do you wear?*

## EXPLORE

We hope you have enjoyed this kit! Here are some ways you can continue to explore through learning language.

**CHILD:**  
**Alaska Native Language App**



Can you find these words?

river



learn by doing

