


BORROW

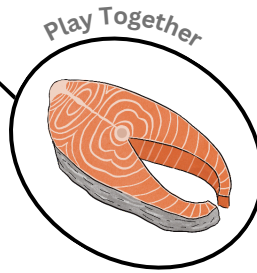
Fishing Adventures



Find & Count



Read Together




Play Together



Count to Clean Up

Return & Get Another

READ



Pattern Fish
By Trudy Harris

Book Handling Skill
Trace the spine of the book.



Ukaliq & Kalla Go Fishing
By Nadia Mike

Book Handling Skill
Talk about the job of an illustrator

Questions for Discussion:

1. Create an engaging read aloud experience:
 - o Let's point to and repeat the pattern together: A,B,A,B!
 - o Act like the seahorse: chomp, chomp, munch, munch!
 - o Did you hear those rhyming words? Nook, Look
2. What do you notice in the border on this page?
3. What do you think the shark might do?
4. Which pattern fish did you like the best?

Extension Activity

Create your own fish pattern by drawing a simple fish outline for your and work together to create pattern designs. For an added challenge, create action patterns: Swim, Jump, Swim, Jump!

Questions for Discussion:

1. What do you think Kalla should pack to go ice fishing?
2. What might happen to Ukaliq & Kalla while out fishing?
3. Why did the char swim away?
4. What could he do to catch more fish?
5. What other activities might require us to be patient?

Extension Activity

Pretend to go fishing by placing a handful of small toys into the bathtub and use a small net to fish them out.

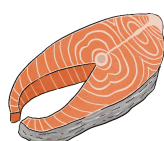
INVESTIGATE

How Old is a Salmon?

It is said, fish are aware of how each person treats and cares for them. If not treated properly, then the fish will not return to that location. (Fish have an incredible memory!)

Salmon that return have been away for at least 2 years in the ocean. Talk with your child about how to properly treat fish once caught and discuss the importance of not wasting the resource. You can discover how old a salmon is by looking at the scales. Look at the rings around the salmon closely. Each ring counts for how many years the salmon has been alive.


- How many rings would your child have if they were a salmon?



Honoring Connections Subsistence Activities

Each year, communities around Alaska work hard in preparation for the summer salmon harvest.

- Make sure things are cleaned properly and put away neatly.
- Return fish waste back into the water rather than leaving it to rot.
- Share the workload and work together to prepare and process this important resource.



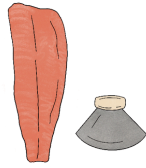
Ask an elder or long-time local to share stories of their salmon season preparations.

DESIGN ... Salmon Skin Clothing

Texture is a word often used in discussing fashion and design. During this process, salmon skin changes both in texture and form during the various stages of the drying process. Adding oil during the last stages of the fish tanning process gives the skin a smooth and soft texture. When the salmon dries completely it becomes a smooth, yet hard texture. In this lesson, your child will create clothing for any plastic toy figurine.



jar of tea or dye & salt



salmon filet & knife or ulu



dish soap & coconut oil



plastic figure

S is for Salmon

"Did you know you can make clothes from Salmon skin? I liked making all the different colors of salmon skin. My Barbie dress is beautiful!"

Dena'ina Artist
Sawyer Hill, age 4

Step 1: Remove skin.

Use a knife or uluaq to remove the skin from a partially thawed salmon skin. Wash with cold water and dawn dish soap.



Step 2: Scrape off Scales

Gently scrape off the scales to make the skin a smooth texture. Your child can help with this step! Show them the scales and how they are all facing one direction.

Step 4: Make Brine

Place 3TBS of salt and 6 black tea bags into a large glass jar. Use warm water to make a dark tea and stir to dissolve salt. Let liquid cool completely, then place fish skin in jar. Keep refrigerated.

Step 5: Soak Skin & Shake



Days 1 & 2

Shake or stir the liquid in the jar vigorously 2-3 times daily.

On day 3, or when liquid becomes murky - change liquid for cooled black tea slightly stronger than before, and without salt.

Step 6: Dye Skin

On day 5, check salmon skin by cutting a small section.

If the inside of the skin appears white, repeat step 5. If the color appears the same as the color of the tea solution, we are ready to move on to the next step.

Step 7: Stretch Salmon Skin

- Rinse skin with cool water.
- With child, squeeze out moisture.
- Pull on skin to stretch it, as it dries.

The skin should be much more pliable and durable than when you initially put it into the jar.



Rub coconut oil into the salmon skin.

Step 8: Wrap Skin

While slightly wet, wrap the skin around your figure/doll.

Allow salmon to dry completely on figure.



Extensions:

Try a new look... Re-wet, wrap into a new clothing shape, and dry.

Texture

What textures do you notice by rubbing the scales in different directions?

Is it smooth or rough?

GROW • Charter Boat Deck Hands help people catch fish!

Fiona was introduced to fishing at an early age by her dad and his deck hand, Jimmy. After years of hard work and practice, Fiona now enjoys working as a deck hand alongside her father every summer. She works very fast! One of her favorite aspects of the job is helping young children fish.

For Fiona, preserving a healthy fish population means treating all fish with respect. She handles fish gently when releasing, and keeps fish that have been injured and would not survive release.

Communication and teamwork are important on the boat. To ensure everyone's safety, Fiona communicates what she is doing, what needs to be done and where she is working on the boat. In an emergency, all crew must stay calm, act quickly and work together.

Fiona Linegar - 17 years old - Homer, AK
Charter Deck Hand with Alaska Ocean Pros

Fiona finished her second season as a paid deck hand. She saves 70% of her earnings for college, and uses the rest to pay for essential things like gas, and fun things like clothes and eating out.



EXPLORE

We hope you have enjoyed this kit! Here are some ways you can continue to explore through learning language.

CHILD:
Alaska Native
Language App



Can you find these words?

ice fishing

sockeye salmon

