


BORROW

Mighty Muskox




Find & Count



Read Together




Play Together



Count to Clean Up

Return & Get Another

READ



Cozy
By Jan Brett


Book Handling Skill
Trace the words from left to right while reading along.

Questions for Discussion:

1. How does Cozy feel after losing his herd in the storm?
2. Why did the mother lemming hide in Cozy's fur?
3. Who do you think will join the animals in the fur next?
4. How does Cozy remind the animals to be kind to each other?
5. What happened to all of the animals and Cozy's fur?
6. Which Alaskan animals would you let into your home during a cold winter storm?

Extension Activity

Play a guessing game by using Cozy's "house rules" to match each rule to an animal. For example: Which animal makes a thumping sound?



The Muskox & The Caribou
By Nadia Mike

Book Handling Skill
Trace the spine of the book.

Questions for Discussion:

1. What do you think this story will be about?
2. Why did the mother caribou ask the muskox to join them?
3. What do you notice about the caribou and muskox?
4. How does the baby muskox feel when playing with others?
5. What might happen when muskox meets the other herd?
6. What do you know about your family, or herd?

Extension Activity

Talk about ways to be kind to others. Describe how muskox felt when the others were teasing him for being different.



INVESTIGATE

Play a Game to Protect the Little Muskox

- Gather family members or friends to pretend to be a muskox herd.
- Designate one predator or imagine one that is lurking nearby.
- Pretend to eat grass and shout out 'wolf!' or 'bear!'
- Quickly form a circle, facing out, and place the youngest ones inside the circle to protect them from the predator.

Can the predator reach the youngest ones?



Honoring Connections

Understanding Animal Behaviors

Muskox are herd animals. They use their hooves to dig through snow. Their horns and skulls are similar to a massive helmet protecting their heads. The muskox horns are 4 inches thick and connect to their 3 inch thick skull. To defend themselves from predators (like wolves or bears) they form a circle with the most powerful, biggest muskox in the outer circle and the baby calves go into the center of the circle.



Discuss ways you protect your little one just like the muskox herd.



DESIGN ... a Paintbrush

From long ago to now, animal fur and hair have several creative uses, like making paint brushes! Experiment by using materials, such as caribou fur, muskox hair (or any type of fur) to create brushes. Different materials will create varied angles and types of lines.



caribou fur



sticks



tape



scissors

Creating Lines

What types of lines can you make with your paintbrush?

- Round & Thick
- Small & Thick
- Flat or Fanned

If you don't have all of the supplies, what else could you use?

C is for Caribou Paintbrush

"If you want to make one with two sides, tape the hair. I wish other kids could make it. You just have to try!"

Dena'ina Artist
Sawyer Hill, age 4



Step 1: Trim Stick
How long do you want your paintbrush handle to be? Trim your stick.



Step 2: Layout
Lay a small piece of tape down (sticky side up). Place a stick and a section of caribou hair at opposite ends of the tape. It is okay if they overlap.



Step 3: Roll Tape
Roll tape around the stick, holding the hair and stick tightly together.

Reinforce with extra tape.



Step 4: Trim Hair
Cut hair in the shape of the brush you want.

A **flat** brush will be a straight cut across.

A **round** brush will be tapered at the top.



Step 5: Experiment
Use watercolors (or make an ink out of blueberries) to test brushes out!

Try testing different materials out to see what brush strokes they can create.

What other types of materials can you use to create a new brush?

GROW • Members of the Oomingmak Co-Op make warm clothing with Musk Ox fur.

Musk Ox have an underwool called qiviut (Kiv-ee-ute), that sheds naturally, and is used to make downy soft, knit items. This fur is collected, spun into yarn, and knit into beautiful, lightweight items of clothing.

For centuries, Alaskan native peoples have passed down traditional skills and knowledge about using fur to keep warm. While knitting is not indigenous to Alaska, it has become a new and treasured tradition passed down from generation to generation. Many Alaskan villages have adopted their own patterns and styles based on historical designs.

What traditions have you learned from your parents or grandparents?



Oomingmak - Anchorage, AK Musk Ox Producers' Co-Op

Co-Op members can work from home, making items from qiviut that they sell to help pay for the important things they need like fuel, or a boat.

EXPLORE

We hope you have enjoyed this kit! Here are some ways you can continue to explore, through learning language.

CHILD:
Alaska Native
Language App



Can you find these words?

my mom



caribou



Developed through the Office of Indian Education CHILD Grant & Alaska DEED Pre-Elementary Grant. 2023 - BBBSD, CSD, LPSP