



BORROW

Moose Musings



Return & Get Another


READ



Molly of Denali- Party Moose
By WGBH Kids

Book Handling Skill

Turn the pages correctly from right to the left while reading.



Ernest: The Moose Who Doesn't Fit
By Catherine Rayner

Book Handling Skill

Point to the title page of the book.

Questions for Discussion:

1. What do you think a Nature Journalist does?
2. What might Molly and her Mother see on their plane ride to visit Nina?
3. How do you think they'll get the moose to leave?
4. What should we remember when approaching a moose in the area?
5. Why does Molly want to surprise her friend, Nina?
6. What items would you put into your Party Box?

Questions for Discussion:

1. What do you notice about Ernest?
2. How do you shimmy and shuffle?
3. How is his chipmunk friend being helpful?
4. What can they do with the tape and paper?
5. How did they work together to solve the problem?
6. What could you do to help Ernest?

Extension Activity

Visit PBS to watch episodes of other Molly of Denali adventures!

Extension Activity

Get crafty! See what you could create or design with tape and colorful strips of paper.

INVESTIGATE

Create Your Own Moose Calls

Make a funnel call to show how sound can be carried or made louder.



Step 1- Take a thin sheet of cardboard and roll it from one corner to the next making a funnel.



Step 2- Use tape to hold it together.



Step 3- Practice making moose sounds with and without the funnel.

How does the funnel help to carry the sounds?

Honoring Connections Observing Animal Communication


Moose communicate through different ways of calling to each other.

Their calls have specific meanings:

- warning predators to stay away
- calling other moose in
- communicating with their calves

They can bellow, roar, grunt and croak!

**Visit with a local hunter and ask them to describe moose calls they have heard.



DESIGN ... a Moose Mask

In many cultures across Alaska, masks are made to commemorate people and stories. They can also be used in celebrations and special dances.

Exploring Colors

Begin by making a color wheel palette with just the primary colors: red, yellow, blue. Experiment with color mixing before you paint!

M is for Moose & Mask

"I was thinking about how we can recycle to make artwork like this moose mask. I liked learning about mixing colors to make a colorful moose!"

Dena'ina Artist
Sawyer Hill, age 4




empty boxes



scissors or knife



tape



paint



Step 1: Gather Boxes

Choose a box to use as the moose's head. If it is too small to wear, it can be made into a mask for display.

If your box has color, turn it inside out. You will need more boxes for the nose & ears.



Step 2: Nose

Decide on the nose's placement. Trace its outline on the mask's head. Cut the marking out with a knife, ensuring a tight fit to keep the nose in place.



Step 3: Ears

Moose ears are proportional to their noses. Draw an outline of an ear on a separate box, cut out, then flip to make a template for the other ear.



Step 4: Place Ears

To place the ears, make cuts into the top of the moose head with a knife. Start off small and adjust as needed to make a tight fit.



Step 5: Paint

Place dots of primary paint colors in a triangle, with space between each color. To mix colors, start with the lightest color and gradually add in the darker color. Paint the moose to your liking.

Shades & Color

How can your child experiment with color by mixing primary colors, red, blue, and yellow to create a range of other colors?

GROW • Tour Guides help people learn about Alaska.

Kelsey loves traveling around Alaska helping tourists. She communicates with people from all over the world and learns new things every day. She sees animals like bears, eagles, ravens and moose. Some days they see as many as three moose! She teaches people to keep a safe distance from, and not to pet or feed the moose and other wild animals.

Being positive is important for tour guides. Kelsey likes to notice all the awesome things and people around her to stay upbeat.

At the end of the tourist season, Kelsey gets to travel to other places, She has been to South America and Antarctica with her company.

Kelsey Robertson - From Nome, AK & Living in Fairbanks, AK
Guest Service Supervisor for Princess

Kelsey learned a lot about Alaskan cultures, history, geology, plants, animals and waters when she was younger. Now she enjoys teaching tourists about Alaska and helping them learn about her Inupiat heritage.

What can you teach people about the area you are from?

EXPLORE

We hope you have enjoyed this kit! Here are some ways you can continue to explore. through learning language.

CHILD:
Alaska Native
Language App



Can you find these words?

moose



airplane

