



# BORROW

# Resourceful Ravens



Return & Get Another

# READ



**Ten Rowdy Ravens**  
By Susan Ewig


**Book Handling Skill**  
Trace the words while reading the story.

**Questions for Discussion:**

1. Where do you think the ravens will go on their adventure?
2. What kinds of trinkets did the 8 ravens collect?
3. How are the ravens using their beaks?
4. Why are the ravens causing so much trouble?
5. What would you do if you had a beak like a raven?

**Extension Activity**

When out for a walk, count how many ravens you see along your journey.



**How Raven Got His Crooked Nose: An Alaskan Dena'ina Fable**  
By Barbra J. Atwater

**Book Handling Skill**  
Holds book correctly upright.

**Questions for Discussion:**

1. What do you think happened to the Raven's nose?
2. How do you think the Chida will use Raven's beak?
3. How did the trickster Raven get his nose back?
4. Why did the grandmother share this story with her granddaughter?
5. Tell me about an activity your family does together that requires you to take your time.

**Extension Activity**

Pretend to be the Raven and play hide and seek with a special object of yours.



# INVESTIGATE

**Thinking Creatively**

Pretend you are a raven and need to get food into a large bowl or box. But, like a raven without arms or hands, you'll have to get creative to meet the challenge. You can only use your head, mouth, feet, and whatever else is around that could be helpful.

- How will you reach it?
- What 'tools' would be helpful to use?



## Honoring Connections Observing Animal Behaviors

Ravens are incredibly smart animals. With their beaks, they can use tools to help them get food and special trinkets. In traditional folklore, they are also known for being pranksters by tricking others in order to get what they want. Ravens are very creative thinkers!



Ask an elder or long-time local to share stories about ravens.

# DESIGN ... an Art Tool

Ravens are very clever and often use items found in nature as tools. Just like ravens, artists sometimes use found objects, instead of a paintbrush or pencil, to create different types of textures or lines in their art.

## Lines & Textures

What do you think will happen when you paint with yarrow sticks as paintbrushes?

*\*\*Dried yarrow can be found in sandy areas and alongside roads or trails from late fall through early spring.*

## Y is for Yarrow

"I thought it was really pretty and cool to use Yarrow to paint. And you can also make stems with the real stems and the flower with the real flower."

**Dena'ina Artist**  
Sawyer Hill, age 4



yarrow



paint



paper



optional

plant material like moss, leaves or grass



### Step 1: Explore

Go for a nature walk with your child. Identify yarrow and snap off a few dried stems.

Collect a variety of plants that your child could use as painting tools.



### Step 2: Prepare

Create a work space. Collect supplies and alternative materials for experimentation.



### Step 3: Experiment

Allow your child to experiment with the yarrow stick and a variety of paints to make different lines and textures.

### What else can you do to affect the lines being made?

Paint Consistency (thicker or thinner)

Natural Materials (dried moss, cotton grass, pebbles)

Application of Paint (dipping, dragging, pushing, smearing, stamping)

## GROW • Fine Artists create art for people to enjoy.

Colleen went to college to become an artist. She uses materials related to traditional Gwich'in sewing practices such as sinew, beads, feathers, porcupine quills and fur.

She likes to find or gather materials, but some things are gifted to her by family and friends. She hopes the traditional materials in her art help encourage the viewer to make a connection to the art and her culture.

College helped prepare Colleen for the business side of art. She works as a team with other artists, photographers, website designers, gallery owners and museums to show her work to the public.



### Colleen Thomas - Fairbanks & Fort Yukon, AK - Fine Artist

Colleen received lots of encouragement from her parents when she was younger. She practiced her art and experimented with lots of different tools and materials to become a skilled artist.

*What have you become better at with practice?*



## EXPLORE

We hope you have enjoyed this kit! Here are some ways you can continue to explore through learning language.

**CHILD:**  
Alaska Native  
Language App



Can you find these words?

raven



story

