


BORROW

Wandering Walrus



Find & Count



Read Together




Play Together



Count to Clean Up

Return & Get Another

READ



Walrus Song
By Janet Lawler


Book Handling Skill
Talk about the job of an illustrator.

Questions for Discussion:

1. What do you notice about the walrus?
2. Where do you think the walrus will go next?
3. How does the walrus get into the clam shells for food?
4. What are your favorite walrus sounds from the story?
5. What kinds of sounds would you make if you were a walrus?

Extension Activity

Check out the fun facts at the end of the story and search your favorites to see the walrus in action!



Walrus and the Caribou
By Maika Harper

Book Handling Skill
Trace the text from left to right while reading.

Questions for Discussion:

1. What animal do you think she will create first?
2. What happened with the walrus and the caribou creations?
3. Why were the hunters upset with the animals?
4. How can Guk fix the animal mix ups?
5. What animal would you create?

Extension Activity


Ask a local elder to share a traditional story about animals in your area.

INVESTIGATE

Mimic Ivory Scrimshaw



Step 1- Grab a small piece of paper and color the entire piece with crayons. Using multiple colors makes it more interesting!



Step 2- Cover the colorful paper with all black crayon, and black pastel works best!



Step 3- Use a toothpick to etch (or carve) away the black crayon and create a design onto your paper. Choose simple designs, like hearts or other shapes.

Now, you've experienced the art of scrimshaw by taking away part of the surface to create a design!

Honoring Connections

Thoughtfully Harvesting & Creating

Walrus are harvested for their many qualities: meat, blubber, fur, flippers and tusks. Tusks are the two upper canines of walrus teeth. They are often used for carving or scrimshaw. Scrimshaw is when an artist uses a tool to create a design on an object. With ivory, artists etch a design and then fill that design with ink to make it more defined.



Search online for examples of Alaskan Native Scrimshaw work.

DESIGN ... a Drum

Walrus stomach and bladder are sometimes used to make the head of a drum. Explore the musical element of rhythm!

Rhythm

What regular beats, or patterns can you create with your drum?

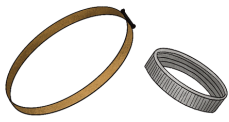
Can your child listen to and tap along with the rhythm of a familiar song?

D is for Drum



“I love singing with the drum. Bang, bang, bang, bang! You can make your own drum and songs too!”

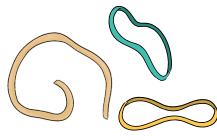
Dena'ina Artist
Sawyer Hill, age 4




circular item




sticks



rubber band & string



ziplock bag



markers & scissors



Step 1: Trace

On the ziplock bag, trace around the lid with a black sharpie, leaving about a 1 inch space around the rim. Cut out with scissors.



Step 2: Frame

Cut 2 sticks just long enough to fit snugly in the widest part of the lid. Cross them to form a 't' in the middle of the lid. Tie sticks together tightly with dental floss or strong string.



Step 3: Handle

Use longer stick for the handle of the drum. Secure it tightly to the 't' with dental floss.



Step 4: Face

Use a rubber band or elastic hair band to secure the plastic circle cut from the Ziplock onto the widest side of the rim of the lid.



Math Tip

Show your child how to estimate an inch by using the top of your thumb to about the knuckle.

Step 5: Drum Stick

Make a drumming stick by peeling off the bark. Sand smooth with a rock or sandpaper.



What other materials could you use to create different drum sticks and sounds?

GROW • Composers create new music to share.

Matthew Burtner is a composer, which means he listens musically to the whole world of sound, imagines music that doesn't exist already, and then Introduces that music into the world.

Like the wind, music is a powerful, but invisible force. It can help form connections to our environment and to each other. It can tell stories and stir emotion, even when people do not speak the same language.

Matthew must have great hearing so he can listen to, and interpret the music in nature. He is careful to protect his ears from loud sounds so that his hearing won't be damaged.

Listen to some of Matthew's music from his website. How does it make you feel? Try composing your own music to match your mood!



Matthew Burtner - Naknek, AK - Composer

Matthew is inspired by the Alaskan environment.

“Did you know that unlike most animals, walrus can vocalize in the air and underwater. On land they sound like barks and growls, but underwater they can sound like beautiful bells.”



EXPLORE

We hope you have enjoyed this kit! Here are some ways you can continue to explore through learning language.

CHILD:
Alaska Native
Language App



Can you find these words?

drum



ocean

