

Headdress & Regalia


Event Guide



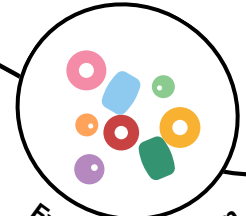
Gathering Time



Movement & Music



Watch & Play



Explore the Room

Let's Watch



Headdresses & Regalia

Culture Clip

*Click the picture to access the link.
(TSG 11a)

Discussion

Tell me about some regalia you have or have seen?

Early Literacy Skill

Beads & Beginning Sounds

(TSG 15)

Have a small assortment of beads in a small bag or container. While keeping it hidden, give students a clue as to the color of the bead, by separating the beginning sound and asking them to blend and say the full color name.

R----- ed

B----- lue

G----- reen

Y----- ellow

Wh----- ite



Stringing Beads Game

Get a long piece of yarn and a variety of beads in a bowl. Children roll the die and add that many beads to the class yarn. Play until you have a filled the length!



Let's Move!

Beads & Movements

While still sitting at the gathering space, tell students you are going to play a game. Have a bowl of beads of about 10.

Allow each student to take a turn to grab some beads and count them aloud. Everyone else does an action movement that many times.

5 jumps, 4 claps, 6 hops on one foot, 2 toe touch



Transition

Allow children to go to stations after you call out a characteristic on their clothing. If you are wearing...
stripes, sparkles, a color, shapes

Explore the Room

Create each station for families to engage in a variety of activities together!

Copy this page and cut to separate each section to place instructions at each station.

Station #1: Beads & Water (TSG- 13)

- Explore the sensory bin filled with colorful beads and floating sorting bowls. Scoop and sift beads to sort into the bowls. Fill a bowl to find out how much it takes to make it sink.

Materials: Pony beads, letter beads, sorting bowls, scoops, sifters

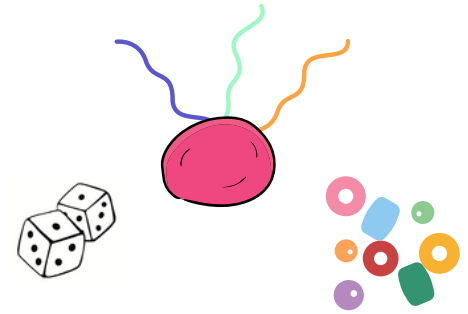


Station #2: Beads & Race to the Top (TSG- 7, 20a, 20b)

- Create a mound of play dough and stand pipe cleaners into the dough. Roll the die, identify that number and count that many beads. Place onto pipe cleaner (in dough), race to the top

**Options for play, spread out the dough and make your name with beads!*

Materials: Dice, pipe cleaners, beads, play dough



Station #3: Ways of Beading (TSG- 7, 21)

- Examine the different materials for beading: yarn, pipe cleaners, strings, shoe laces, and the variety of beads. Try beads on the different materials. Once you have several beads on a piece of yarn or pipe cleaner, try to bend & mold it into different shapes.

Use the QR code:




- Option 1- Set up the ipad near the sensory bin station.
- Option 2- Families can scan the QR code and watch from their device.

Materials: Variety of beads, yarn, pipe cleaners, strings, shoe laces



**Place this card with your math game.*

How to Play

- Create mound of dough and place pipe cleaners on top. 
- Roll the dice and count that many beads. 
- Roll & count again to collect more beads until you reach the top of your tower! 

**Place this card near your play dough table.*

Watch Clip & Play

- Scan the QR code.
- Explore the sensory bin materials while watching the clip.

