

# Storytelling


## Event Guide




Gathering Time



Movement & Music






Watch & Play



Explore the Room

## Let's Read



### Read -Aloud Options (TSG 18a)

- Eye of the Needle, By: Betty Huffmon (Sharing)*
- Chai and the Fox Man, By: Barbra Atwater (Doing the Right Thing)*
- Ukaliq and Kalla Go Fishing, By: Nadia Mike (Being Prepared)*
- How Raven Got a Crooked Nose, By: Barbra & Ethan Atwater (Taking Our Time)*
- Raven and the Tide Lady, By: Pauline Duncan (Not to be Greedy)*

### Knowledge to Share

Storytelling was a way to record history, special events, accomplishments, and to share traditional values & survival techniques. They were passed from generation to generation and often taught important lessons.

### Early Literacy Skill

#### Parts of a Story (TSG 9, 12a)

Emphasize the different elements of the selected story.

Who was in the story? (characters)

Where did the story take place? (setting)

What happened to the characters? (events)

How did they solve the problem? (solution)

What do you think was the lesson? (values)

### Story Time- I Spy

Play "I Spy" with a few pages in the story.

- I spy a bear.*
- I spy someone sharing.*
- I spy someone listening.*

Let children have a turn to spy something for the group to find.

\*If it's a small group, you could lay the book flat on the floor and gather around.

Let's Play!



### Gather & Share Game

From the story you read, select an element that the class can work collaboratively to gather & share.  
(buttons, gems, pom-poms, food items, pipe cleaners)

Remind children that often stories were used to tell a lesson or traditional value. For example, sharing with others or not being greedy. Have a basket, a pair of dice and the selected item to harvest & share. Roll the dice, collect the item, and work together to fill the basket.

Raven- collecting pom-poms as treats/food.

Kalla- collecting items to be prepared for their trip.

Boy- collecting firewood for the house.

Boy- collecting fish from the river or berries from the tundra.

# Explore the Room

Create each station for families to engage in a variety of activities together!

Copy this page and cut to separate each section to place instructions at each station.

## Station #1: Block Play (TSG-9, 14 )

- Explore the block play materials and create a story together. Who are the characters? Where are they? What might happen to them? How can they help each other or who could help them?


**Materials:** Blocks, people figurines, animal figurines, types of transportation



## Station #2: Make & Take Stick Puppets (TSG- 7, 12, 14)

- Explore the materials to create stick puppets. Draw on the sticks and add faces to the top or draw a character inside a square, cut it out, and glue your character to a stick. Design puppets to resemble family members, favorite animals, or even characters from a favorite cartoon. Then, use them to tell short stories.

**Materials:** Pre-cut paper squares (see template), markers or crayons, google eyes, glue sticks



Credit: buggyandbuddy.com

## Station #3: Culture Clip & Sand (TSG- )

- Explore the sand tray and materials. Use a “story knife” to draw elements of a favorite family adventure. Discuss who went on the adventure, things you saw or did.


Use the QR code:

- Option 1- Set up the ipad near the sensory bin station.
- Option 2- Families can scan the QR code and watch from their device.

**Materials:** Kinetic sand, items for a story knife (popsicle sticks, twigs, paintbrushes)



*\*Make a copy of this for families to take home.*



### Character Emotions

Story time is a great place to discuss feelings!



When discussing other elements of the story, remember to talk about how the character is feeling in different situations.

This will help your child make connections with personal feelings as well.

### Watch & Play

- Scan the QR code & enjoy.
- On your next outside adventure, share a story or family memory by drawing in the sand near the water!



Storytelling Clip